

Wish List User Guide

Wish lists are an easy way to generate a list of items for reference later.

Wish lists are commonly used to create a group of items for a job or other project. Wish lists allow you to add items to the list and include a quantity and a note. This is especially useful for buyers that need to build a list of items for a project, keep track of the quantity needed, and have the ability to include additional information about the item for the project in the form of a note.

You can create multiple wish lists to accommodate multiple projects or groups.

Add an item to a Wish List can be accomplished from most of the search results of the site by using the “Add To...” button and selecting “Add To Wish List” (1).


Search Results

Searching for: 04121212 Viewing Page 1 of 1 (8 results)

NEWAY B2B SHOPPER

View: 12

Compare



12x12x12 200# C-Flute RSC Kraft Plain
Item #: 04121212

Neway Packaging carries a wide variety of industry stock size RSC shipping boxes, the most common and reliable shipping method. All single-wall cartons are 200#/32ect. If you don't see the size you need or if you would like to brand your shipping cartons, give us call and we will get you what you need. No order is too small or large for us to handle.

12x12x12 kraft plain RSC 200#

- Dimensions listed are inside dimensions Length x Width x Depth
- All of our boxes meet or exceed the industry standards for quality and are constructed of 200# test or 32ect (edge crush test) material.
- Most widely used for general shipping and mailing
- Recyclable
- Made in the USA
- Boxes are shipped flat and unitized in bundles

[More Info](#)

\$100.70/c

IN STOCK

QTY:

[Add to Cart](#)

[Add to Quote](#)

[Add To Favorites](#)

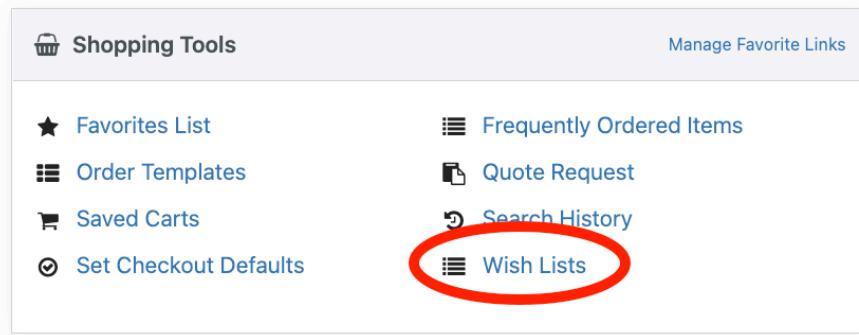
[Add To Order Template](#)

[Add To Wish List](#)

You can easily access your Wish Lists by visiting your My Account Portal page (click on your name in the header of the site).

Wish List User Guide

Under the “Shopping Tools” area, there will be a link to “Wish Lists” page



When you view your Wish Lists, you’ll see all the wish lists you have created.

On the main wish list page, you have several options

- 1) The name of the wish list, click this link to view the wish list
- 2) The date the wish list was created
- 3) The View button which will also allow you to view the wish list
- 4) The Rename button will allow you to change the name of a wish list
- 5) The Delete button will allow you to delete a wish list from your wish lists (note – this cannot be undone!)

Wish Lists

Name 1	Added Date 2	3	4	5
Job 123	11/06/19	View	Rename	Delete
Job 39939	12/09/19	View	Rename	Delete
Brown Job	03/25/20	View	Rename	Delete
Project X	07/13/20	View	Rename	Delete

[+ Add Wish List](#) 6

Click on a wish list to view the details and potentially add the items to a cart or a quote request.

The wish list detail page provides the following

Wish List User Guide


- 1) The name of the wish list selected
- 2) A link to rename this wish list
- 3) Use this link to return to view all of your wish lists
- 4) Use the Email List button to send an email with your wish list items to someone
- 5) Use the Print button to print the wish list
- 6) The select boxes next to each item and the select all box allow you to indicate which items you want to add to a cart or a quote request. Note, items that are unpriced cannot be added to a cart.
- 7) You can filter your list by typing filter text in this box
- 8) These items are “Non-Stock Items” meaning that they don’t exist on our site, but you can still add them to your wish list so that you can keep a complete of items necessary to complete the job. You may also add Non-Stock items so that you can submit a quote for an item you could not locate on our website.
- 9) Pricing for the item (if available, pricing isn’t available for Non-Stock items)
- 10) Use the Note button to add or edit a note for this item so that you can indicate any additional information relevant to your project.
- 11) Use the delete icon to remove an item from your wish list.
- 12) Use the Add Item button to add an item from our website to your wish list. You can search by part number or description (very similar to using our Quick Order function).
- 13) Use the Non-Stock Item button to add an item that is not on our site or even necessarily something we sell to your wish list.
- 14) The “Delete Wish List” link will delete this wish list. (note – this cannot be undone!)
- 15) Use the Add To Quote button to add the selected items from your wish list to a quote request. You can then submit your quote request from the icon in the top right of our site. (Note this is not always available)
- 16) Use the Add To Cart button to add the selected items from your wish list to a cart. You can then purchase your cart using the cart icon in the top right of our site. (Note you cannot add non-stock items to the cart)

Wish List User Guide

SHOP BY CATEGORY

- Boxes
- Chipboard
- Corrugated and Flat Mailers
- Corrugated Sheets
- Cushioning Products
- Equipment
- Janitorial Supplies
- Labels and Ribbon
- Miscellaneous
- Paper, Newsprint and Tissue
- Poly Products
- Safety Supplies
- Shrink Film - Exfilm
- Strapping
- Stretch Film
- Tape
- Clearance

RECENTLY VIEWED



12x12x12 200# C-Flute...
Item #: 04121212
\$100.70

[Add to Cart](#)

[Add to Quote](#)

Wish List

1
Items Needed [\(Rename\)](#)

2

3
[← Back to lists](#)

Click "Add Item" to search and add an inventory item. Click "Add Non-Stock Item" to add an item that doesn't exist in the online inventory, or shop our site and add Wish List items as you go! Just click the arrow next to "Add to Favorites" and select the Wish List you want to use.

4
[Email List](#)




5
[Print](#)

Created: 7/25/2022, 5:16 PM CDT

6
 Select All

7
Filter...

Sort By ▾

<input type="checkbox"/>		<p>010505333 8</p> <p>38x58 .001 White Trash Liner 100/Case</p> <p>+ More Info</p>	<p>9 Call <input style="width: 30px;" type="text" value="1"/></p> <p>10 Add Note </p>
<input type="checkbox"/>		<p>04121212</p> <p>12x12x12 200# C-Flute RSC Kraft Plain</p> <p>+ More Info</p>	<p>11 Call <input style="width: 30px;" type="text" value="1"/></p> <p>11 Add Note </p> <p>\$100.70 / C Total: \$100.70</p>
<input type="checkbox"/>		<p>401611</p> <p>9x9x3 White Lock-Corner Cake Box 200/bdl</p> <p>+ More Info</p>	<p>14 Call <input style="width: 30px;" type="text" value="1"/></p> <p>14 Add Note </p>

12
13

14
[Delete Wish List](#)

Wishlist total: \$100.70

15
[Add To Quote](#)

16
[Add to Cart](#)